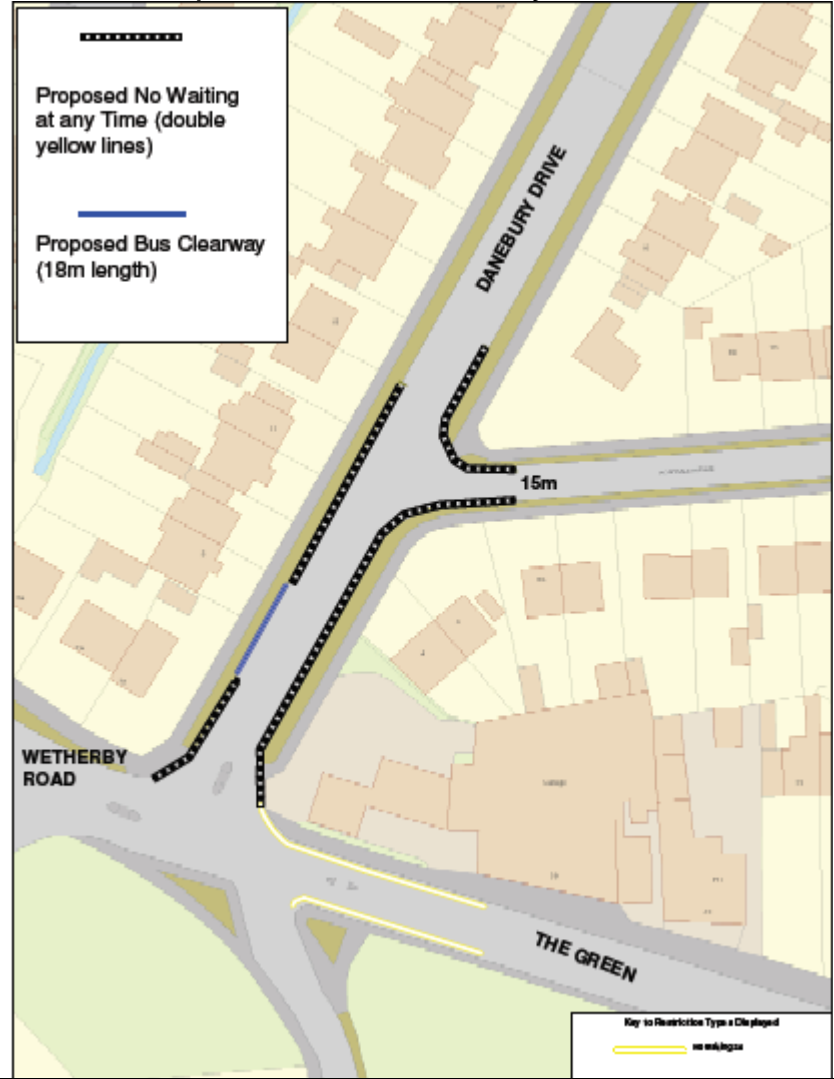


# Annex A      Acomb Ward

<b>A1</b>	<b>Location    Danebury Drive</b>
-----------	-----------------------------------

## Nature of problem and plan of Advertised Proposal

Details received on file were:  
Vehicles parking close to junction, pedestrian refuge island and bus stops causing issues with access, egress and obstruction of sight lines. Consequently we advertised to implement double yellow lines to protect both junctions and the bus stop areas with a bus clearway for the marked stop outside 7 Danebury Drive.



## Representations Received

- Objections:
- Whilst we are having to put up with the nuisance of the garage at the end of road parking their cars outside our house for long lengths of time, we believe having a no waiting zone is far worse. It will be very inconvenient for our visitors and we can actually see no need for them. The cars parked out there all the time are from

the garage, we hardly had any parked before it opened. Is having double yellows the only way to stop this from happening? It seems quite unfair the road is being restricted and consequently made inconvenient for the residents because of the garage's overspill.

- Over recent months I have noticed on occasions that when vehicles are parked along the road near to the garage entrance and outside my home this has caused problems with vehicle traveling along Danebury Drive and also obstructing the vision of vehicles that are trying to pull out of the junction of Rosedale Avenue and Danebury Drive so to some extent I do see the point of this proposal. If the local authority would agree at their cost to widen my dropped curb by approximately 1 meter providing me with enough room to get both my vehicles onto my front garden, I would at my cost be prepared to demolish some of my boundary wall and dig out some of my garden to create the two parking spaces needed. If the Local Authority were to agree with my proposal, then I would be happy to support the double yellow line scheme. If the Local authority were not to agree to slightly widening the dropped curb access to my home, then I feel that I would have to object to the scheme as it would cause me considerable problems getting parked as the area is becoming a very popular with the open space of the green and all the other amenities in the area.

Support:

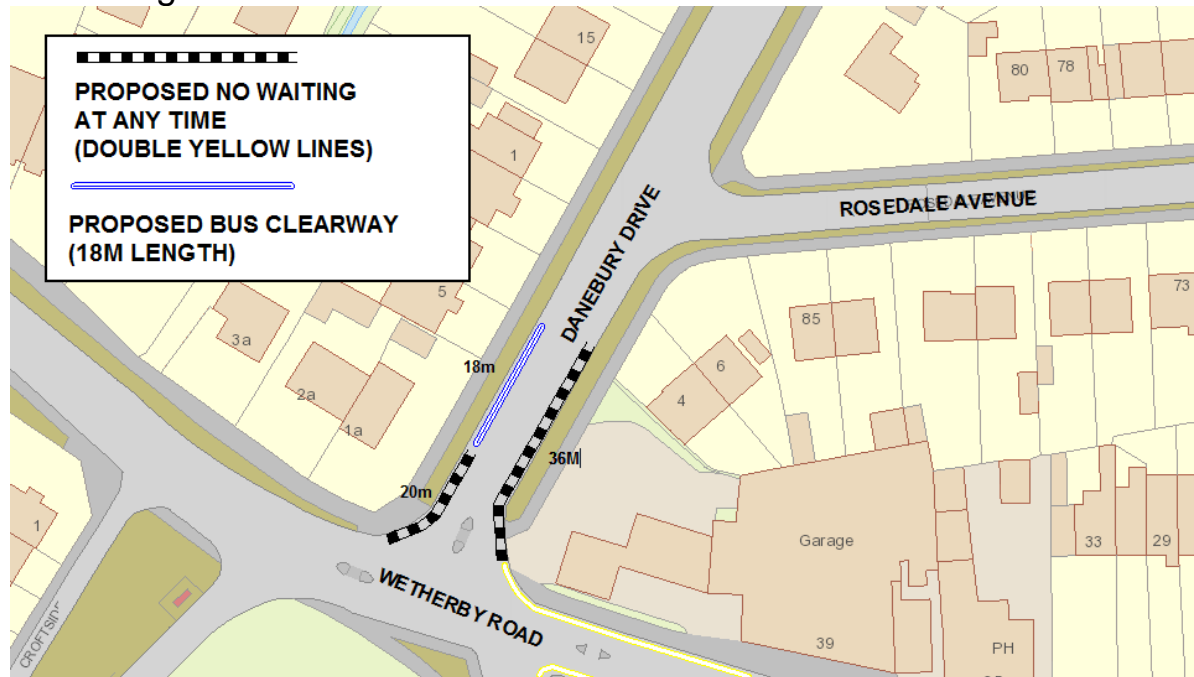
- I was pleased to hear that you are intending to put double yellow lines in Danebury Drive. As a resident we have had a number of issues with parking partly because of the garage at the corner using the street as a facility for parking their cars but also because people park very close to the junction with Wetherby road making it difficult for buses. It can also cause long queues at the junction. I hope the double yellow lines will be placed near the junction with Wetherby Road in addition to near the bus stops.

#### **Officer analysis and recommendation**

Most of the parking in this area seems to be taking place by a nearby business. Any excessive restrictions implemented may have a negative effect on residents and relocate parking further into the residential area. We are unable to extend private driveway entrances. The below recommendation will ensure the bus access is clear and the main entrance/exit is free of obstruction.

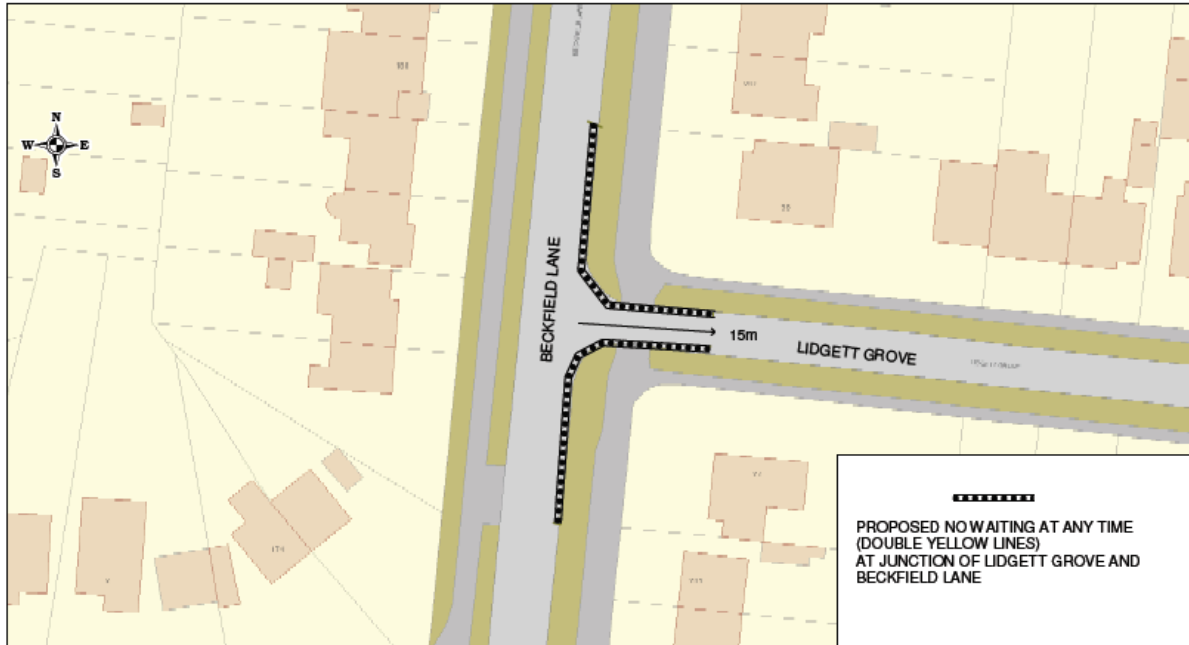
### Options (Danebury Drive/Wetherby Road/Rosedale Avenue):

1. Implement as Advertised. This is not the recommended option as this does not take account of some of the residents' objections.
2. Take no further action.
3. Implement a lesser restriction than advertised. This is the recommended option as outlined above and shown in the below diagram.



**A2****Location** Lidgett Grove/Beckfield Lane Junction**Nature of problem and plan of Advertised Proposal**

Vehicles parking close to junction, causing issues with access and sight lines on egress.

**Representations Received**

We have received 1 objection.

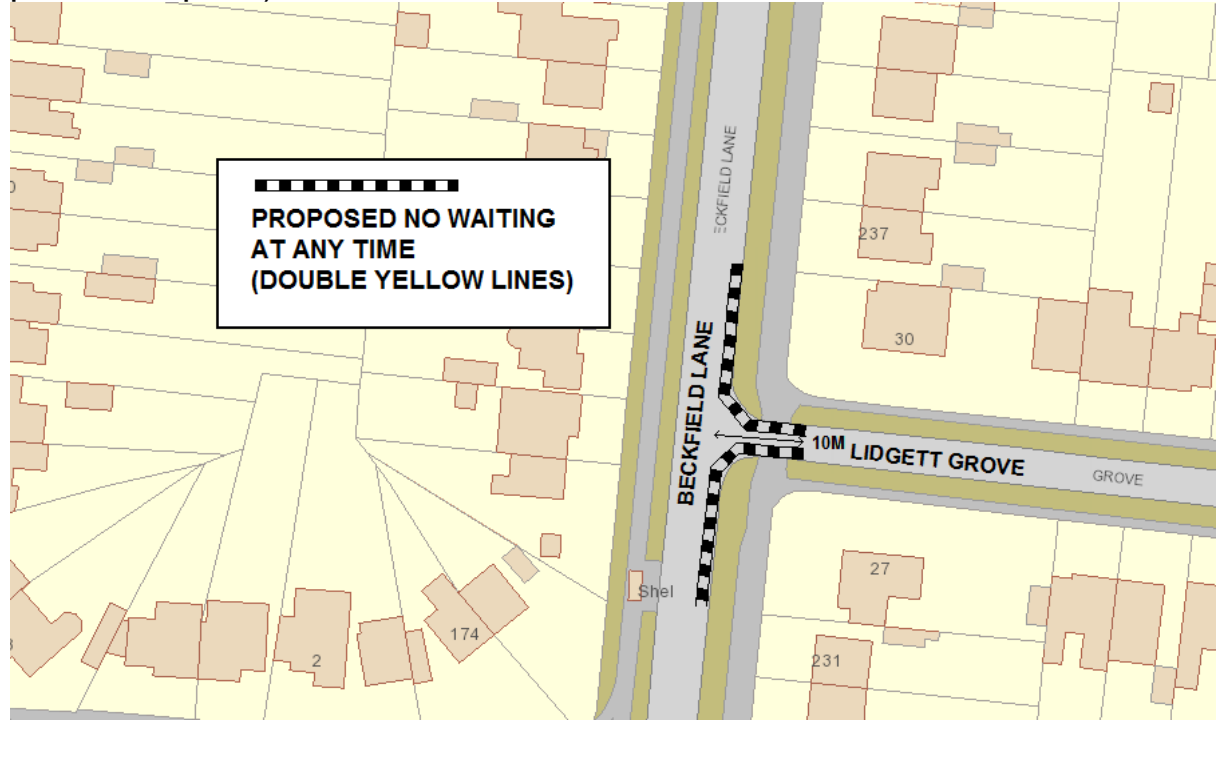
- This is a TOTAL WASTE of council tax payer's money. I have an office that overlooks these areas which I have used for the last 20+ years. Not ONCE have I seen anything parked in these areas, day or night. These yellow lines are TOTALLY unnecessary. Who comes up with these money waste ideas? If money is available then the potholes in Lidgett Grove and Wheatlands Grove should be repaired The road surface in Beech Grove has been in an appalling state for years – does nobody ever inspect the roads? This council seems to only have money to destroy the roads with humps and bumps. They should be encouraging small eco cars in this city instead of 4x4's that are better able to cope with the destroyed roads

**Officer analysis and Recommendation:**

Vehicle drivers are advised within the Highway Code not to park within 10m of a junction. As a complaint has been received regarding vehicles causing access issues junction protection needs to be implemented to solve these issues. However, the proposed lines can be reduced to the minimum standard of 10m.

**Options:**

1. Implement as advertised.
2. Uphold the objections and take no further action
3. Implement a lesser restriction than advertised. (Recommended as per below plan.)

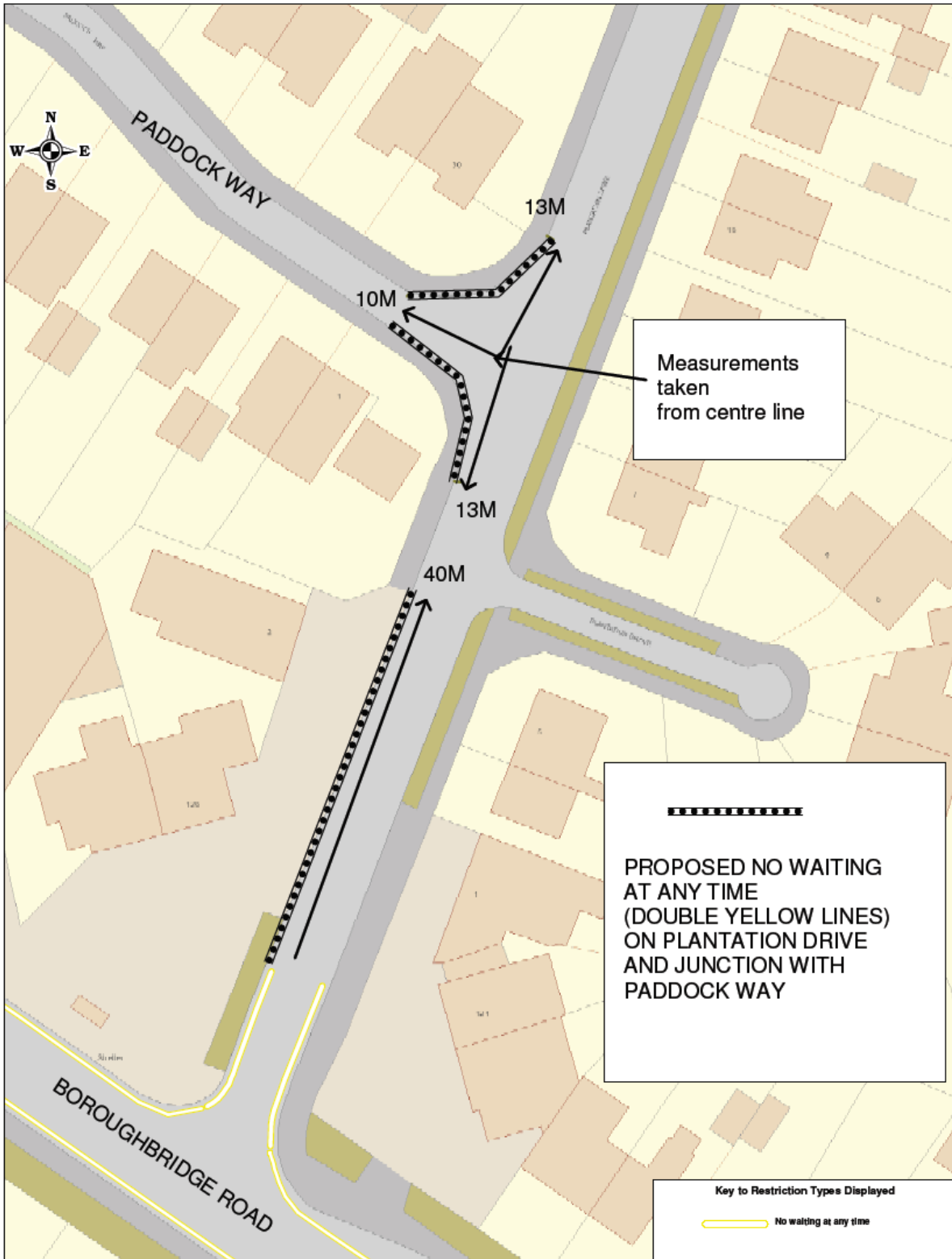


# A3

**Location** Plantation Drive

## Nature of problem and plan of Advertised Proposal

Vehicles parked both sides of the junction in this busy commercial area. Concerns raised re access and pedestrians crossing.



## Representations Received

### In objection:

- Firstly, there are a number of businesses in this area, many of which in the current Covid-19 climate, have to place restrictions which result in longer waiting periods. I feel that these businesses will suffer as a result of these plans, which in a period of economic downturn and the fallout of Covid-19 does not make sense.

- I appreciate that, because of these businesses there may be increased traffic at the top of Plantation drive, but as resident of this road for 5 years, I have never had an issue with this traffic. Visibility on exiting and entering this junction has never been an issue.

Secondly, if cars & vans will not be allowed to park near the shops, vets, takeaways etc... then I can only assume they will begin to park further down Plantation Drive, or in Paddock Way, Fairfield and Langholme Drive. These streets are all residential, some with shared drives, others with no drives. The residents in these streets are all considerate and helpful to each other when it comes to parking their vehicles. I fear that the road will become congested with cars, residents will not be able to park and the safety of children will also become an issue.

Living at the bottom of Plantation Drive, I have experienced a number of cars using the dead end as a turning circle. This in itself can sometimes be frustrating, especially when the 20 mile an hour speeding restriction is not adhered to. However, it is something we appreciate is just one of those things. But, with these new parking restrictions I can only assume that even more cars will be using Plantation Drive as a turning circle, causing a bit of a rat run of traffic.

- We strongly object to this restriction for the following reasons~
  1. We are a veterinary practice receiving patients during the day and evening. Many of these clients need access from directly outside the premises to allow for safe transfer of their pets into the practice.
  2. Many of our clients and patients will not be able to carry their pets from a distance if they are not able to park on the forecourt outside which is able to accommodate approximately only 2/3 vehicles at a time.

See explanation below. Therefore our clients require to be able to park temporarily for only a short time whilst in the surgery, directly on the road outside the premises. Restrictions here would greatly impact on their ability to safe transportation of any pets into the

surgery including those brought in for euthanasia.

3. Despite having facilities for approximately 2/3 vehicles on the front, often these have been taken up without our consent by vehicles attending other neighbouring businesses eg. Beauty shop, takeaways etc. This means that often the only place our clients are able to park is on the road directly outside.

4. If the reason for this is access to the old sugar beet factory land then we were informed that permission to build on this land was agreed subject to access being created via the A1237 and not Plantation Drive, therefore we do not feel that the proposed restrictions on Plantation Drive should be necessary and will greatly impact negatively on all our local businesses

**In support:**

- I confirm that I support your proposals to extend double yellow lines on this street, and stop parking on the adjoining public footpaths.

I have noticed that parking in this area has got worse over the last 6 months, and cars regularly park on the footpath blocking access for pedestrians, young mothers with prams, and elderly and disabled people. Cars can be parked on the paths all day and sometimes all night.

I am surprised that there have been no accidents as the road is quite busy, and it is difficult sometimes for pedestrians to cross safely. Large emergency vehicles and Council Refuse Vehicles also require access.

If the Order is approved, it will however need to be vigorously enforced, as cars already park on the existing yellow lines.

**Officer analysis and Recommendation**

The restrictions advertised on the west side of Plantation Drive will not prevent parking on the sections of private land (the adopted highway is highlighted in green on the below plan). The restrictions will however prevent obstructive parking taking place on the footpath. Loading and unloading is still permitted on double yellow lines if required by the local businesses. As such it is recommended to implement as advertised.





## Options

1. Implement as advertised(recommended)
2. Uphold the objections and take no further action
3. Implement a lesser restriction than advertised